



Developing West Africa's Next Gold Mine

Investor Presentation

February 2024 | ASX: TRE

Disclaimer

This Presentation is for information purposes in connection with Toubani Resources Limited known as “TRE” or the “Company”(s). While the information contained herein has been prepared in good faith, neither the Company nor any of its shareholders, directors, officers, agents, employees, consultants or advisers give, have given or have authority to give, any representations or warranties (express or implied) as to, or in relation to, the accuracy, reliability, completeness or suitability of the information in this Presentation, or any revision thereof, or of any other written or oral information made or to be made available to any interested party or its advisers (all such information being referred to as “Information”) and liability therefore is expressly disclaimed.

Accordingly, neither the Company nor any of its shareholders, directors, officers, agents, employees, consultants or advisers, take any responsibility for, or will accept any liability whether direct or indirect, express or implied, contractual, tortious, statutory or otherwise, in respect of the accuracy or completeness of the Information or for any of the opinions contained herein or for any errors, omissions or misstatements or for any loss, howsoever arising or out of or in connection with the use of this Presentation. Each party to whom this Presentation is made available must make its own independent assessment of the Company and the Presentation after making such investigations and taking such advice as may be deemed necessary. Any reliance placed on the Presentation is strictly at the risk of such person relying on such Presentation.

This Presentation may contain forward-looking statements regarding the Company and its subsidiaries. These statements are based on various assumptions made by the Company. Such assumptions are subject to factors which are beyond our control and which involve known and unknown risks, uncertainties and other factors which may cause our actual results, performance or achievements to be materially different from any future results, performances or achievements expressed or implied by the forward-looking statements. Forward-looking statements may in some cases be identified by terminology such as “may”, “will”, “could”, “should”, “expect”, “plan”, “intend”, “anticipate”, “believe”, “estimate”, “predict”, “potential” or “continue”, the negative of such terms or other comparable terminology. These forward-looking statements are only predictions. Actual events or results may differ materially, and a number of factors may cause our actual results to differ materially from any such statement. Such factors include among others general market conditions, demand for our products, development in reserves and resources, unpredictable changes in regulations affecting our markets, market acceptance of products and such other factors that may be relevant from time to time.

Although we believe that the expectations and assumptions reflected in the statements are reasonable, any person relying on such Information and Presentation are cautioned that we cannot guarantee future results, levels of activity, performance or achievement. In preparing this Presentation and except as required by law, we do not undertake or agree to any obligation or responsibility to provide the recipient with access to any additional information or to update this Presentation or Information or to correct any inaccuracies in, or omission from this Presentation or to update publicly any forward-looking statements for any reason after the date of this Presentation to conform these statements to actual results or to changes in our expectations.

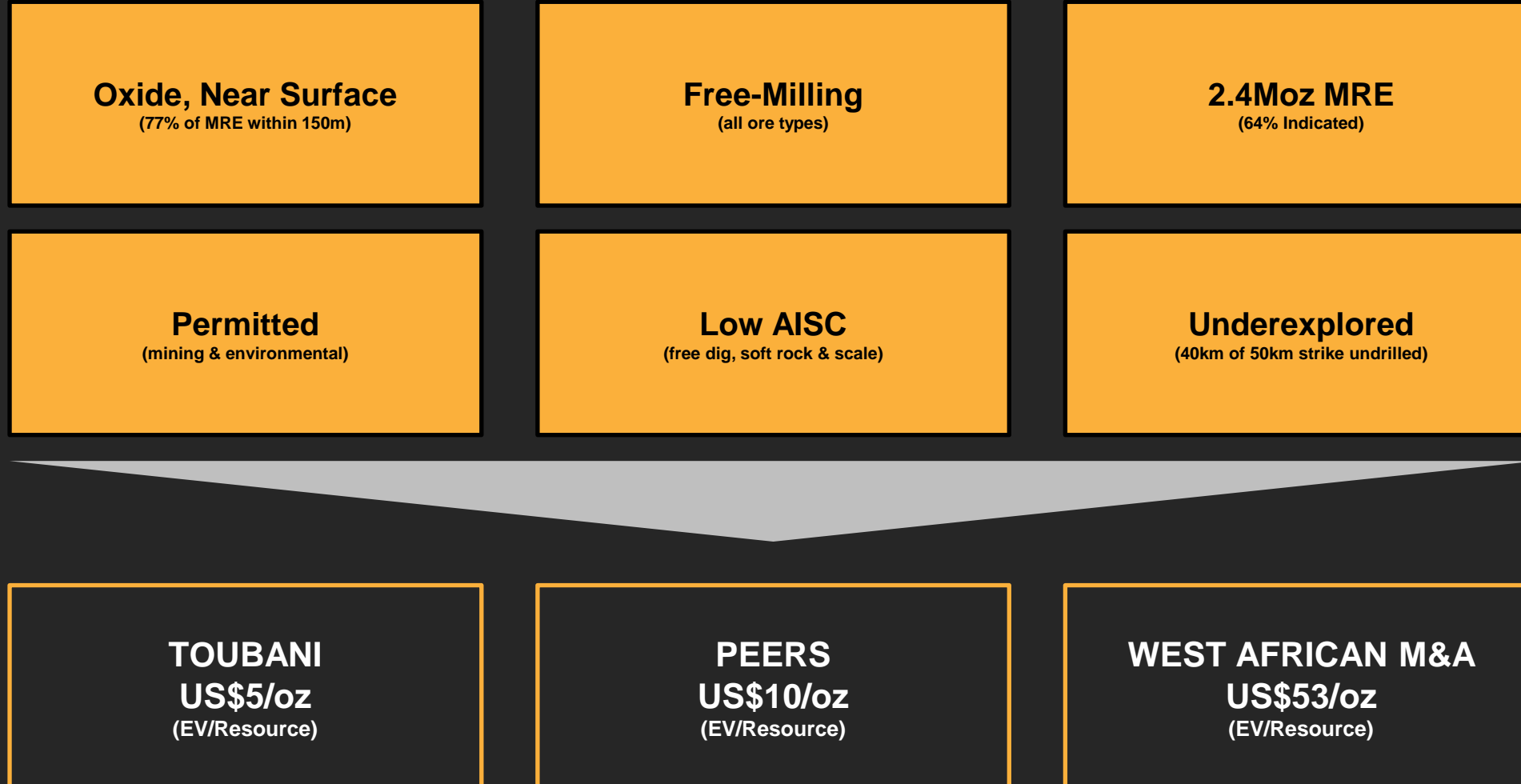
This Presentation does not constitute an offer or invitation to sell, or any solicitation of any offer to subscribe for or purchase any securities of the Company and its subsidiaries and nothing contained herein shall form the basis of any contract or commitment whatsoever. Copies of this Presentation should not be distributed to any affiliates, third parties or indirect recipients in any manner whatsoever. The distribution of this Presentation in or to persons subject to other jurisdiction may be restricted by law and persons into whose possession this Presentation comes should inform themselves about, and observe any such restrictions. Any failure to comply with these restrictions may constitute a violation of the laws of the relevant jurisdictions.

The information contained in this presentation, including information provided by third parties, has not been independently verified and no representation or warranty, express or implied, is made as to, and no reliance should be placed on, the fairness, accuracy, completeness, correctness or timeliness of the information or opinions expressed herein. Similarly, certain graphics contained in this presentation have been provided by third parties and no reliance should be placed on such graphics being representations of the Company and its projects.

Deliver a **high production, low cost** oxide gold development project over an extended mine life, with a lean upfront capital cost and providing benefits for all stakeholders

Kobada – A Compelling Gold Development Asset

Multiple attributes a rarity and amplified at current valuation levels



Corporate Overview

Capital Structure

Basic Shares
Outstanding

133.9M

Fully
Diluted

153.8M

Share Price
As of 31 January 2024

A\$0.13

Cash
As of 31 December 2024

A\$2.2M

Options/Warrants/
Perf Rights
Strike Price: A\$0.26 – A\$1.20

19.9M

Market
Capitalisation
As of 31 January 2024

A\$17.4M

Shareholder Structure

Institutional
Investors

27.8%

Management
& Directors

6.7%

Significant
Holders

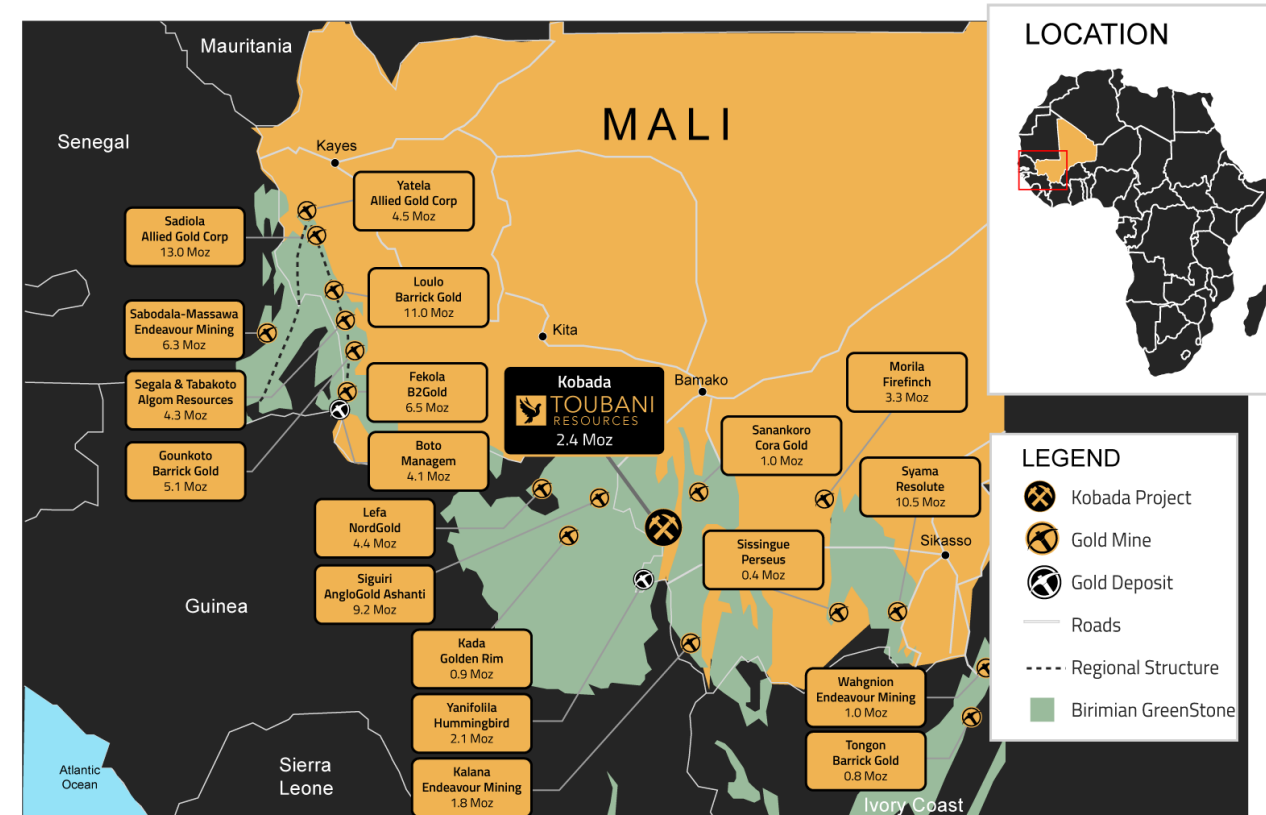
nero.

ausbil

Mature, Long Established Mining Industry in Mali

Numerous operating mines and capital reinvestments in progress

- Mining friendly jurisdiction with transparent system of mineral and surface title
- Political / social support of mining and stated ambitions to develop resources
- Mining industry is one of the largest contributors to the country's GDP with a long and successful history of gold production
- Highly developed and active mining culture with major international companies operating in the country for decades (Barrick, Allied Gold, B2Gold, Resolute etc.)
- Birimian rocks are major sources of gold extending through Ghana, Côte d'Ivoire, Guinea, Mali and Burkina Faso
- Mali is the 4th largest gold producer in Africa – continues to increase output
- Kobada is located in the Sikasso administrative region in southern Mali, near the border with Guinea, 126km from Bamako
- Southern Mali is considered to be a stable environment with the mining industry concentrated in the region
- Significant capital reinvestment being made – Barrick, Resolute, B2Gold and Allied Gold all undertaking or planning further development and expansion in country



Africa an Active Region for Mine Builds and M&A

Corporate actions validate large value potential for West African gold projects

Recently completed West African gold mine builds

Company	Project	Country
Orezone Gold	Bombore	Burkina Faso
Perseus Mining	Yaoure	Cote d'Ivoire
Tietto Minerals	Abujar	Cote d'Ivoire
West African Resources	Sanbrado	Burkina Faso
Fortuna Silver	Seguela	Cote d'Ivoire

In Mali:

- Barrick operate the large Loulo-Gounkoto mine
- B2Gold in study phase to build a standalone oxide mill at Fekola
- Allied Gold completed IPO with the Sadiola mine the key asset
- Resolute development plans at Syama North

Selected West African transaction comparables since 2020

Date	Type	Target	Acquirer	Reserve Moz	Resource Moz	Value US\$m	EV/ Reserve US\$/oz	EV/ Resource US\$/oz
2020	Project acquisition	Bogoso-Prestea	Future Global Resources	-	1.8	95	-	52
2021	Corporate takeover	Cardinal Resources	Shandong Gold	5.1	7.0	426	84	61
2021	Project acquisition	Kiaka	West African Resources	-	6.8	110	-	16
2022	Project acquisition	Boto/Diakha-Siribaya/Karita	Managem Group	1.4	4.1	282	201	69
2022	Corporate takeover	Orca Gold	Perseus	2.9	4.0	142	50	36
2022	Project acquisition	Chirano mine	Asante Gold	0.9	1.3	225	250	173
2022	Corporate takeover	Golden Star Resources	Chifeng Jilong	1.0	10.6	470	470	44
2022	Project acquisition	Mankono	Montage Gold	-	0.4	22	-	56
2022	Corporate takeover	Oklo Resources	B2 Gold	-	0.7	56	-	81
2023	Corporate takeover	Chesser Resources	Fortuna Silver	-	0.9	60	-	65
2023	Corporate takeover	OreCorp	Silvercorp Metals	2.6	3.3	159	61	48 ¹
2023	Corporate takeover	Osino	Dundee Precious Metals	2.2	4.1	200	93	49 ²
Mean (Developer)							98	53
Mean (Producer)							360	90

Experience in Funding & Developing Mines

Board of Directors



Phil Russo | Chief Executive Officer & Executive Director

- 20 years experience in corporate, project development and capital markets
- Executive roles at Barrick Gold, Dacian Gold and Perseus Mining, and US investment bank
- Mineral Economics, MBA



Danny Callow | Non-Executive Chairman

- Over 25 years of experience in building and operating mines in Africa
- Chief Executive Officer / Head of African Copper Operations for Glencore PLC., Katanga Mining Limited and Mopani Copper Mines PLC
- Overseen more than \$2.5b in mining projects from conception to full production
- Mining Engineer, MBA



Scott Perry | Non-Executive Director

- Over 25 years of international senior executive experience with a track record in corporate transactions, project financing and development.
- CEO & Director of Centerra Gold and AuRico Gold and Barrick Gold executive
- Former Director of the World Gold Council
- Overseen several multi-billion dollar mergers and acquisitions



Mark Strizek | Non-Executive Director

- 27+ years mining industry experience in gold, base and technology metal projects
- Geologist and experienced executive/board member across Australia, West Africa, Asia and Europe
- Former Director and Executive Director of ASX-listed Tietto Minerals from IPO to first gold at Abujar gold project in Côte d'Ivoire



Tim Kestell | Non-Executive Director

- Over 25 years of experience in the capital markets, including HSBC, Patersons Securities and Euroz Securities Limited
- Accomplished executive and investor, playing instrumental role as a director in a number of junior mining companies, including Capricorn Metals and Emerald Resources

Senior Management



Bill Oliver | Study Manager & Exploration

- 25 years of experience in the international resources industry working for both major and junior companies
- Most recent experience in the development of African projects including the Konongo Gold Project in Ghana, and the delineation of over 3.5Moz at the Morila gold mine in Mali
- Geologist



Kerry Griffin | Exploration & Resource Development

- Geologist with over 27 years experience in Australia, Africa, South/Central America, Central and SE Asia in various senior and management positions
- Experience in mining, geology, mine development and management, designing and managing large scale exploration and resource drilling programs, with significant expertise in resource modelling and estimation



Aaron Gates | Chief Financial Officer

- CA with over 15 years of accounting, tax and corporate finance experience with several public listed companies
- Prior to working for public listed companies, worked in public practice in audit and corporate finance roles

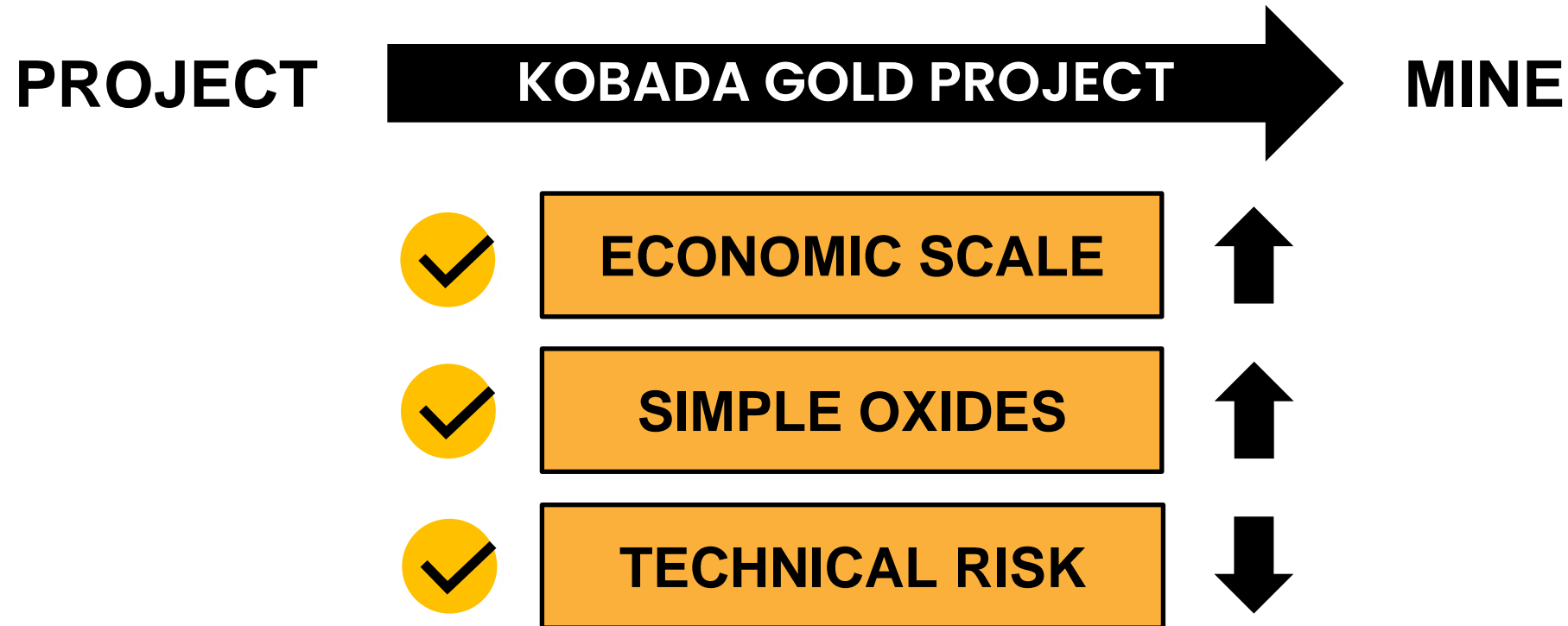


Sekou Konate | Country Manager

- Over 22 years as a civil servant working for the Malian Ministry of Public Works and Transportation
- Over 20 years of experience facilitating exploration and mining activities in the Republic of Mali and has an established network of relationships within country

Stepping from Project-to-Mine Drives Decision Making

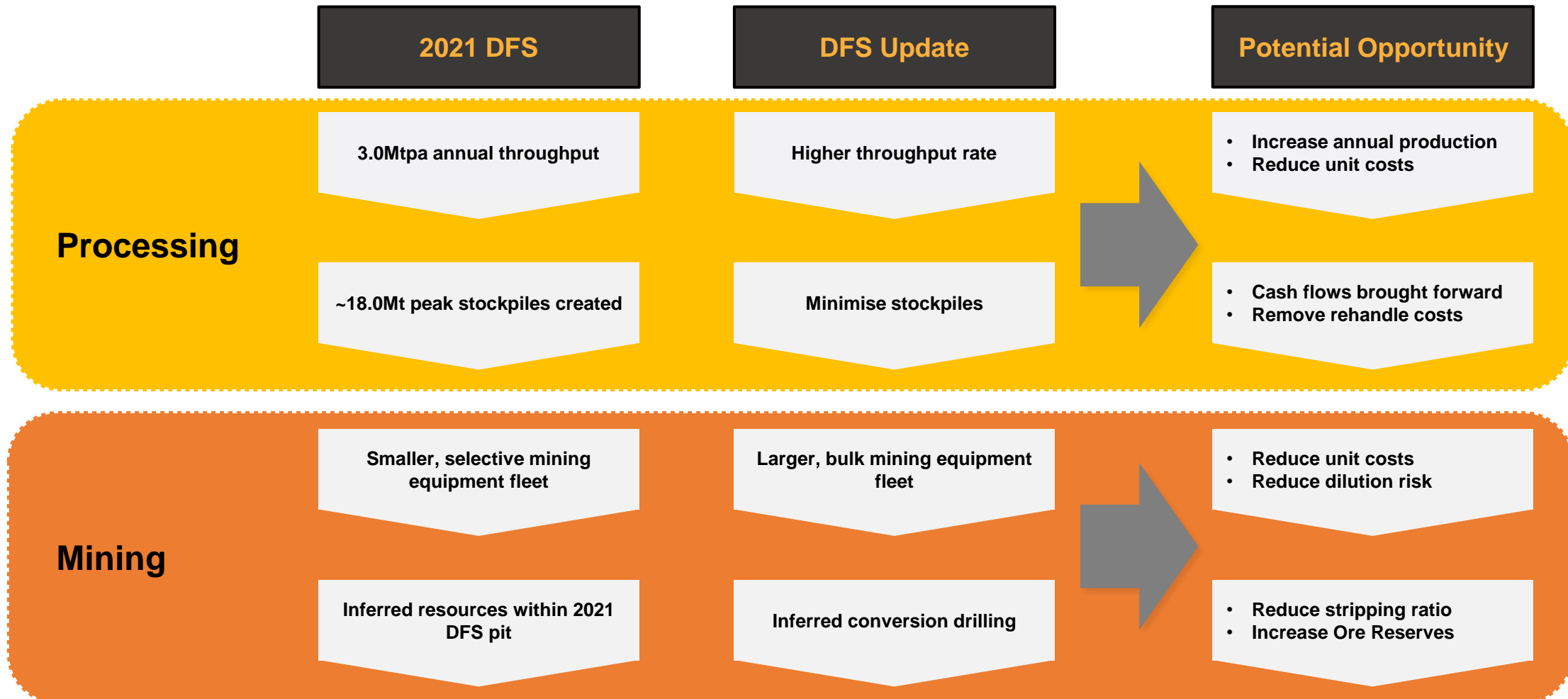
Strategy focused on demonstrating the attractiveness of Kobada at scale



Deliver the technical and economic profile required to meet the hurdle rate for West African development projects

Economies of Scale the Focus Areas of DFS Update

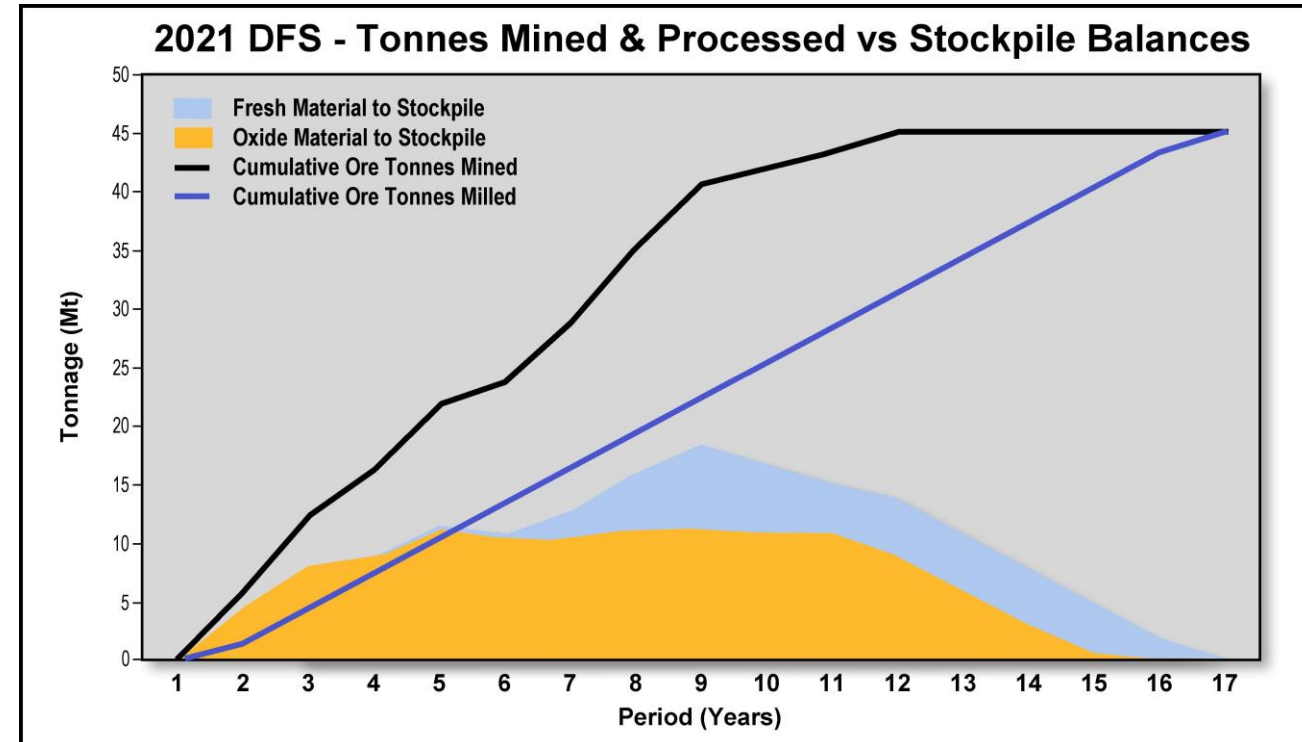
Optimising key parameters that drive production, costs & economics



DFS Update to Position Project as Regionally Significant


Kobada has the hallmarks to become an operating mine at a low technical risk profile

- DFS Update focused on delivering a project with a more optimised alignment between mining and milling rates with a step-change in production and AISC profiles
 - 2021 DFS targeted ~100,000ozpa, mining rate of 24Mtpa, processing rate of 3.0Mtpa, ~18Mt of stockpiles built over the first 10 years
- Focused on bulk mining approach feeding an initial oxide plant that supports a relatively lean and competitive capex profile for a larger throughput project
- DFS Update progress to date:
 - Completion of initial pit optimization studies by Orelogy Mine Consulting, highlighting key areas of the deposit for targeted resource drilling
 - Metallurgical testwork review by Lycopodium Minerals confirmed high gold recoveries of 95% in the oxide material
 - Knight Piesold reviewed and confirmed the suitability of the existing DFS tailings storage facility design for Kobada
 - Environmental studies and social work programs have been reviewed and confirmed as suitable to support an increased scale Kobada project



Not All Grade is Equal – Margin Over Grade

Softer ore supports lower AISC and better economic outcomes



Free-dig, no drill and blast required, low strip ratio



Increased availability and reduced equipment wear and tear



Throughput efficiencies of softer ore



Lower consumables and reagent consumption











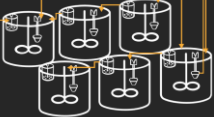
Reduced power consumption

- Scaled, oxide-dominant LOM, as part of optimisation work streams, targeting reduction in AISC profile
- Oxide dominant projects at scale offset grade, achieving wide operating margins and strong cash flow profiles










Real Capital & Operating Cost Efficiencies of Soft Ore

DFS test work indicates a very low BBWi of 0.52 to 1.20 kWh/t for oxide ore

Normal Gold Operation

Drill	Blast	Load & Haul	Primary Crusher	Secondary Crushing	SAG Mill / HPGR	Ball Mill	Gravity	Leaching
								

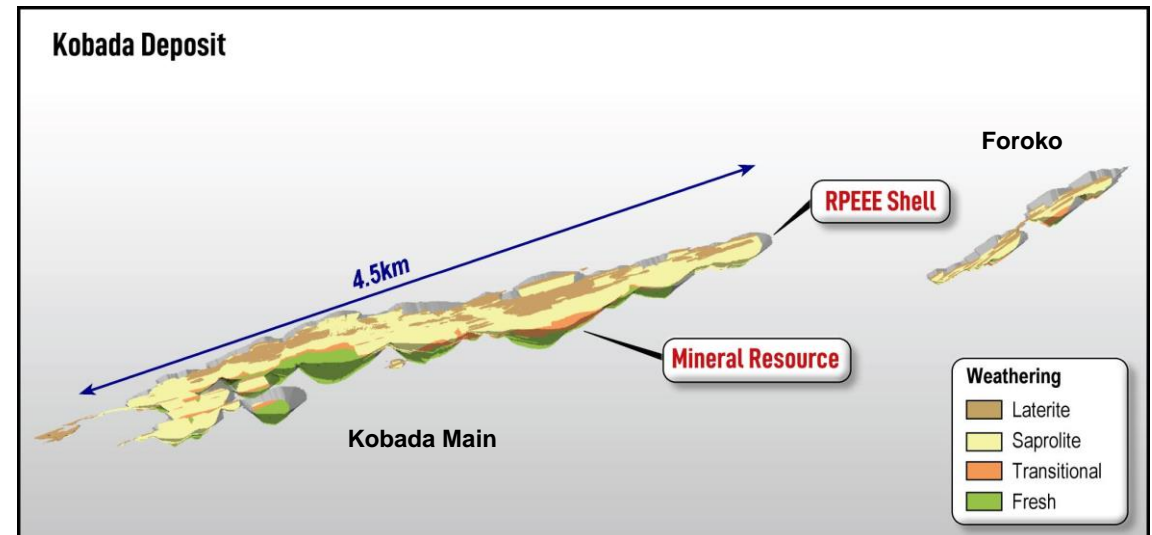
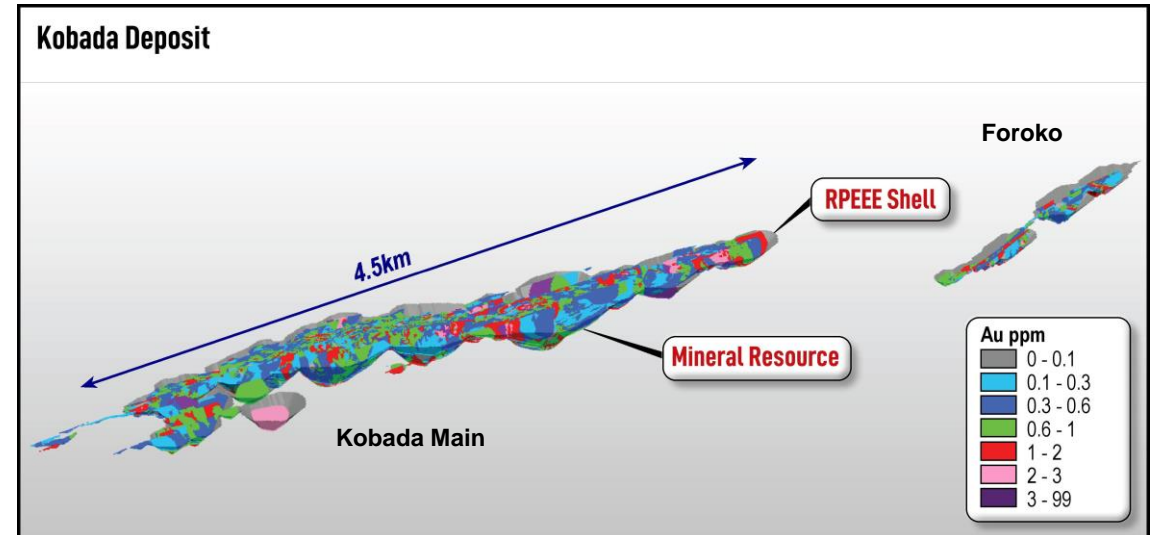
Kobada Oxide Operation

Drill	Blast	Load & Haul	Primary Crusher	Secondary Crushing	SAG Mill / HPGR	Ball Mill	Gravity	Leaching
		 Less wear & tear from soft material	 Less energy, less wear & tear from soft material			 Less energy, less wear & tear from soft material	 Gravity recovery at 30-40%, higher than most peers	 Gold present as free gold requiring fewer reagents

Kobada Main Deposit – Over 5km of Strike

Large, shallow and well drilled open pittable Mineral Resource

- Kobada Main is a large, continuous deposit extending over 5km at surface level
- Mineral Resources of 2.4Moz defined within a 4.5km long open pit with close spaced, near surface drilling
- Kobada is predominantly oxide and remains open along strike in both directions, as well as being open at depth
- Low stripping ratio with free dig oxide mineralisation from surface

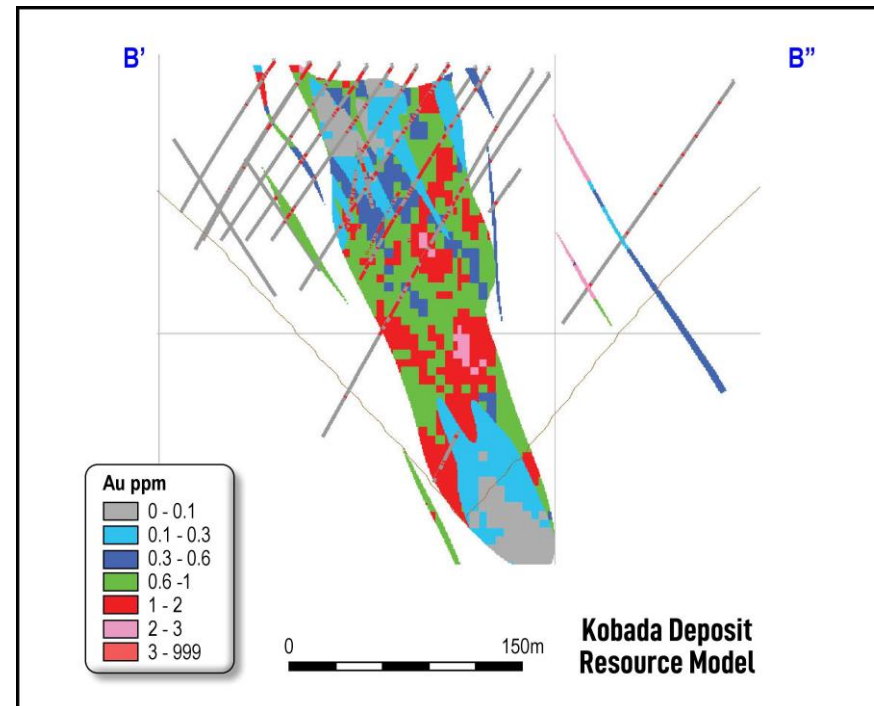
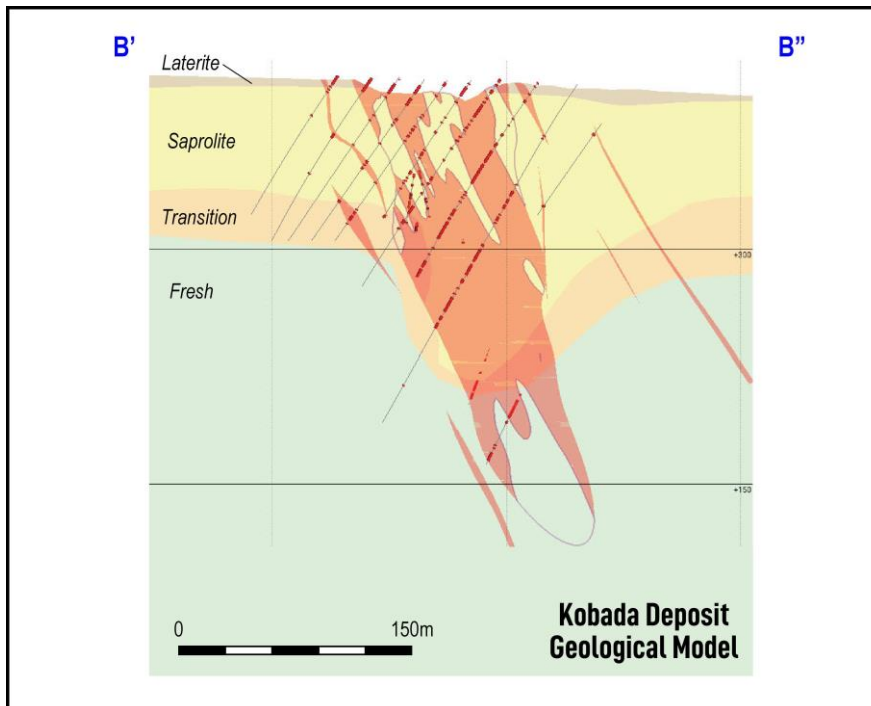


Material	Indicated			Inferred			Total		
	Tonnes	Grade	Ounces	Tonnes	Grade	Ounces	Tonnes	Grade	Ounces
	(Mt)	(g/t)	(Moz)	(Mt)	(g/t)	(Moz)	(Mt)	(g/t)	(Moz)
Oxide	38	0.80	0.96	17	0.93	0.51	55	0.84	1.48
Fresh	22	0.79	0.57	9	1.16	0.35	32	0.90	0.92
Total	60	0.79	1.53	27	1.01	0.86	87	0.86	2.39

Kobada Main Deposit – Extends >250m in Depth

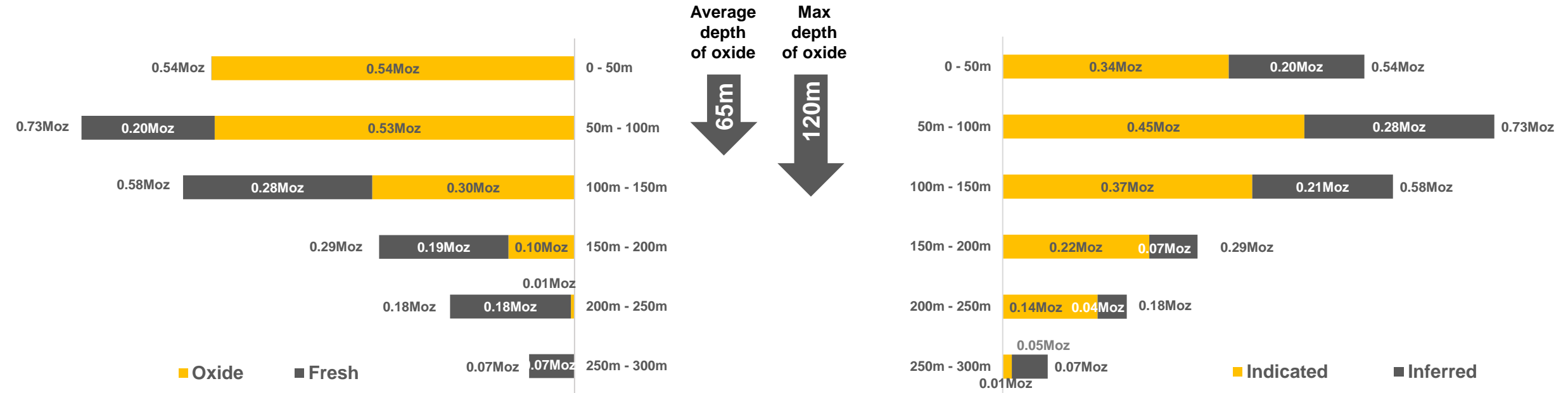
Deep weathering profile supports soft rock dominant project

- Broad, continuous mineralisation well defined by drilling (drilling is shallow with 90% less than 140m)
- Mineralisation defined to 250m below surface and remains open at depth
- Oxide depth averages 65m and can extend beyond 120m in some areas of the pit, well beyond other oxide deposits in West Africa
- Free dig, soft oxide ore able to be easily mined and processed; favourable economics vs a hard rock operation
- Additional upside below oxides with 0.9Moz in fresh rock Mineral Resources



Kobada Main Deposit – 77% of MRE Near Surface

First 150m from surface predominantly oxide Indicated material

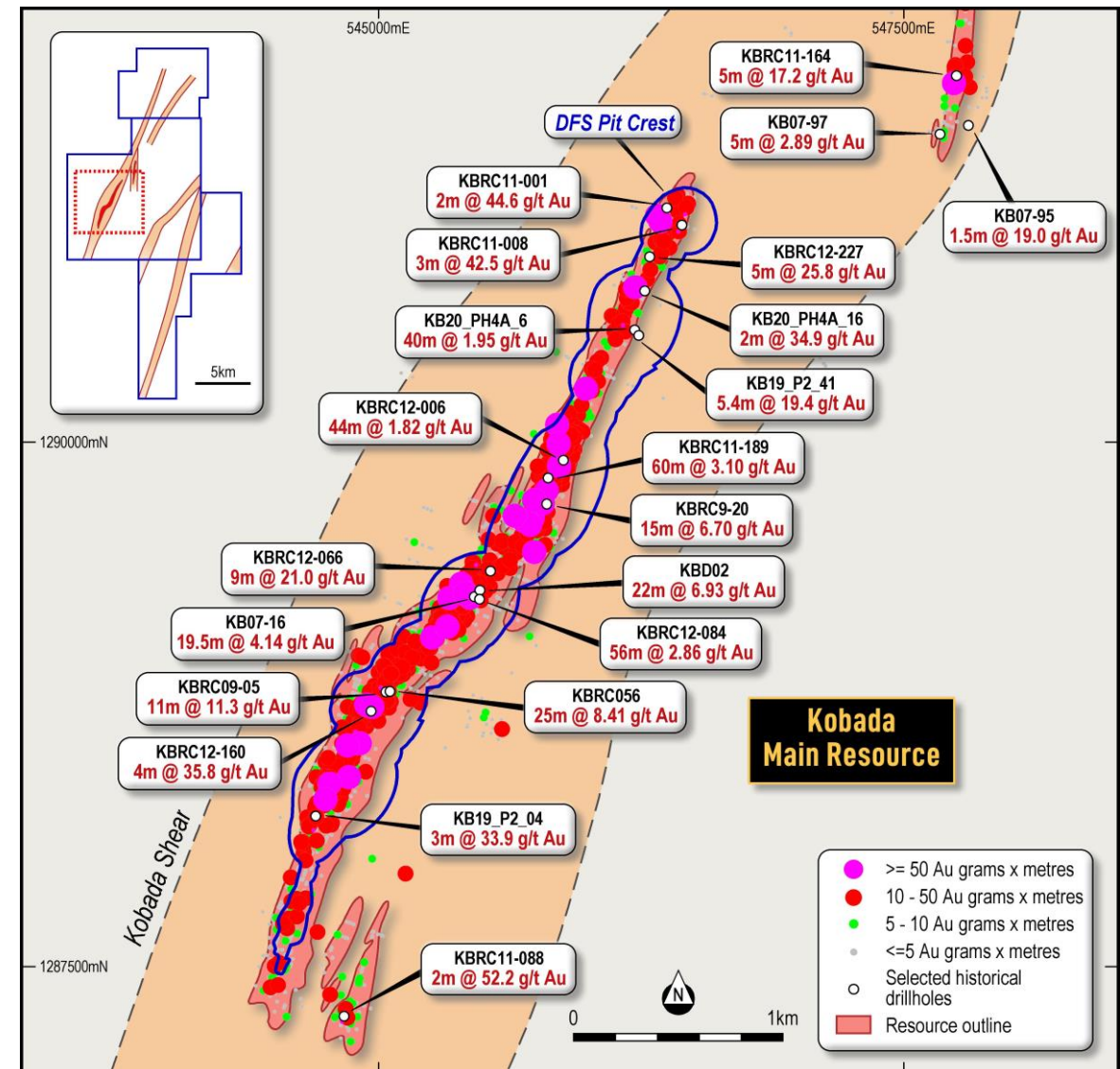


- 77% of the 2.4Moz in Mineral Resources is within the first 150m from surface
- ~1.0Moz of oxide material classified as Indicated within the first 150m from surface across the 4.5km Kobada Main open pit
- 85% of first 100m is free dig, oxide material
- Resource definition drilling to focus on conversion of the near surface Inferred ounces, ~0.5Moz of which are oxides, reducing waste profile
- Indicated material to underpin DFS Update and mining studies

Significant Intercepts Run the Entire Strike Length

Foundation intercepts at Kobada reflect the forgotten value in the asset

- Initial discovery drilling intersected shallow, high grade oxide mineralisation
- Excellent drill results in each phase of drilling along entire strike length of Kobada Main Deposit
- ~150,000m have since been drilled to an average depth of ~110m
- Combination of RC and DD drilling



Track Record of Successful Oxide Mining in West Africa

Several mines in the region began with a simple, low risk oxide operation

Deep weathering profile offers a simple, large open pit mining operation

- Softer oxide material begins from surface and extends in some areas of the pit to over 120m depth, is free-dig with no drill and blast required
- Consistent thicknesses allows for bulk material movement using large excavator and mobile fleet
- Low strip ratio of near surface mineralisation translates to overall lower unit mining costs
- Many significant mines in the region commenced with a successful oxide operation (e.g. Siguiri, Lefa, Sadiola and Syama)

Significant fresh rock optionality in later years exists with 0.9Moz in fresh rock Mineral Resource estimates within the Kobada Main deposit and is open at depth

Historic drilling results in fresh rock at Kobada include¹:

- 9m at 21.0g/t from 114m (KBRC12-066)
- 3m at 33.9g/t from 135m (KBRC12-066)
- 32.4m at 1.70g/t from 246.3m (KB07-67)
- 8.5m at 6.40g/t from 112m (KB07-78)

Toubani – Kobada – Mali



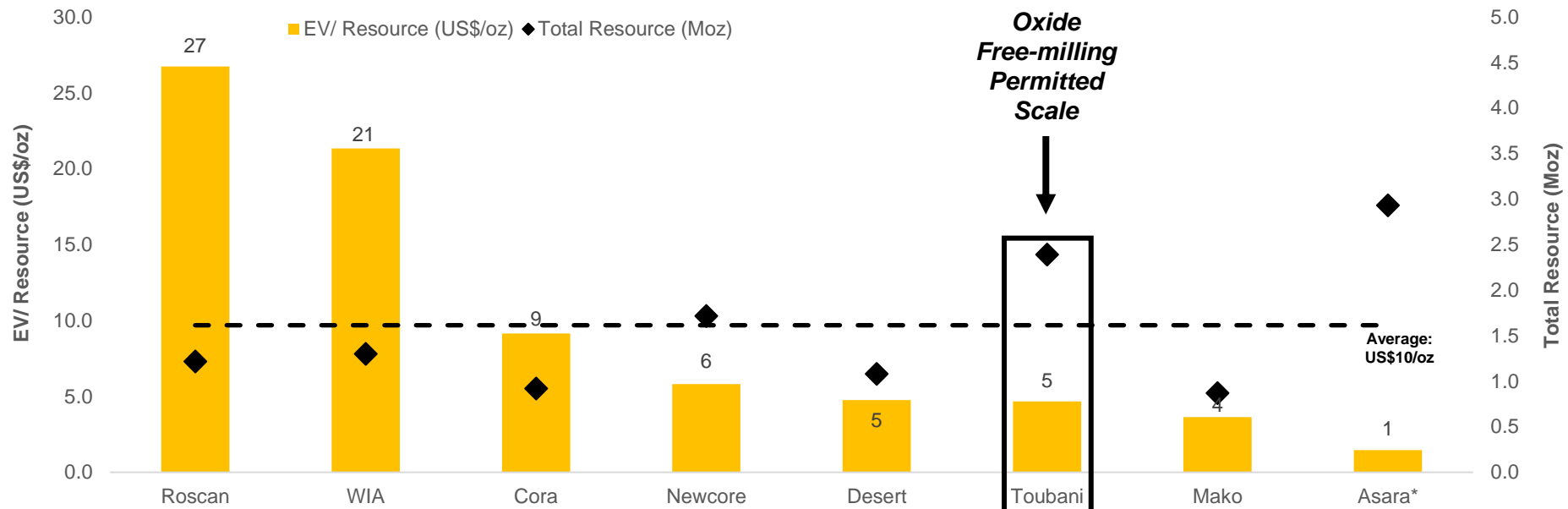
AngloGold – Siguiri – Guinea



Toubani Should Trade Higher Along the Curve

Undervalued relative to peers despite compelling strengths

EV/Resource trading comparables (US\$/oz) and total resource (Moz)^{1,2,3,4,5}



		Roscan	WIA	Cora	Newcore	Desert	Toubani	Mako	Asara*
Enterprise Value	US\$m	29	22	8	10	5	10	3	4
EV/ Resource	US\$/oz	27	21	9	6	5	5	4	1
Mineral Resource	Moz	1.2	1.3	0.9	1.7	1.1	2.4	0.9	2.9
Resource Grade	g/t	1.2	1.0	1.2	0.6	1.2	0.9	1.2	1.2
% M&I	%	84%	0%	71%	43%	29%	64%	0%	12%
Ore Reserve	Moz	Nil	Nil	0.4	Nil	Nil	Nil	Nil	Nil
Rock Type	Ox/Fr	Majority Oxide	Oxide/Fresh	Majority Oxide	Majority Oxide/ Transition	Majority Fresh	Majority Oxide	Majority Fresh	Majority Oxide

* Asara Multiple excludes the Paguanta Silver-Zinc Project

African Gold Development Peers

Limited pipeline of single asset developers with advanced projects

Kobada's DFS Update to assess potential to achieve high oxide-dominant production and lower costs, at a moderate initial capital cost

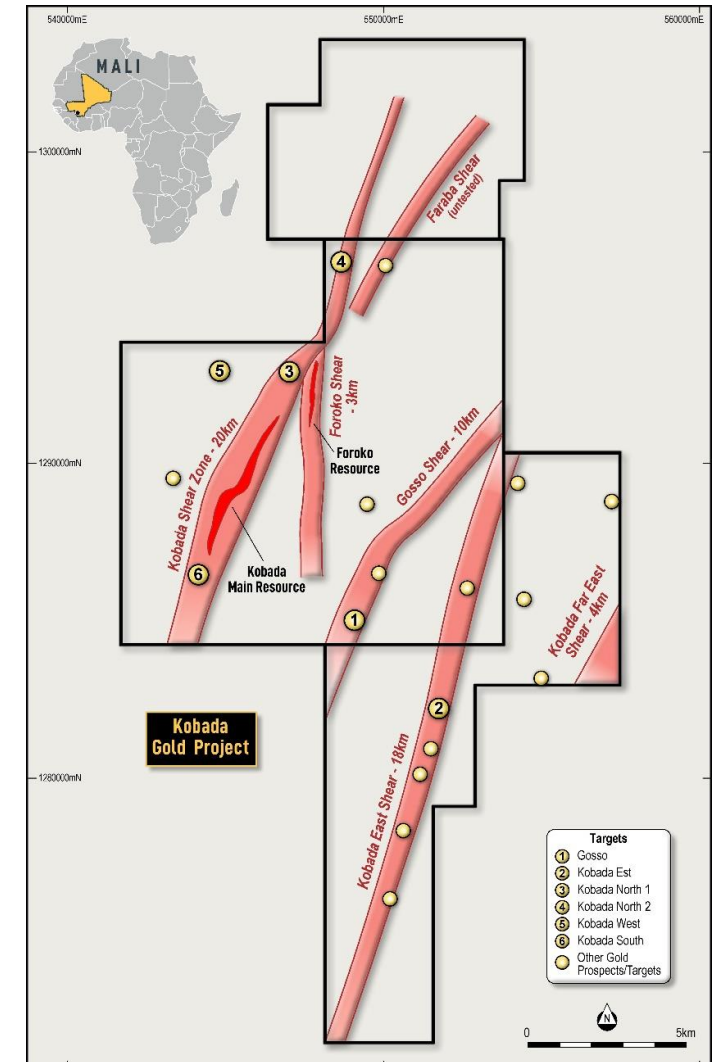
Company		OreCorp	Chesser ¹	Osino	Cora	Montage	Newcore	Toubani
Project		Nyanzaga	Diamba Sud	Twin Hills	Sanankoro	Koné	Enchi	Kobada
Stage		DFS - Aug'22	SS - Dec'22	DFS – Jun'23	Opt DFS - Nov'22	Updated FS – Jan'24	PEA - Jun'21	DFS Update Underway
Mine method	OP/UG	OP/UG	OP	OP	OP	OP	OP	OP
Processing	Mill/HL	Mill	Mill	Mill	Mill	Mill	HL	Mill
LOM	Yrs	10.7	7.5	13	6.8	16	10.6	-
Open Pit Strip Ratio	Waste:Ore	3.7	4.2	4.6	4.6	1.2	2.1	-
Throughput	Mtpa	4.0	2.0	5.0	1.5	11.0	6.6	-
Production LOM (avg)	koz	234	95	162	56	223	93	-
AISC	US\$/oz	954	849	1011	997	998	1066	-
Development Capex	US\$m	474	149	365	90	712	97	-
Capital Intensity	US\$/tpa	119	75	73	60	65	15	-
MRE Contained Gold	Moz	3.3	0.9	3.2	0.9	5.3	1.7	2.4
MRE Grade	g/t	3.4	1.8	1.1	1.2	0.6	0.6	0.9
ORE Contained Gold	Moz	2.6	-	2.2	0.4	4.0	-	-
ORE Grade	g/t	2.0	-	1.0	1.3	0.7	-	-
Oxide or Fresh	Ox/Fr	Majority Fresh	Majority Fresh	Majority Fresh	Majority Oxide	Majority Fresh	Majority Oxide/Transition	Majority Oxide
LOM recoveries	%	88%	94%	92%	90%	89%	79%	96%
Pre-tax NPV	US\$m	926	-	742	136	1,437	333	-
Pre-tax IRR	%	31%	-	34%	62%	35%	54%	-
Post-tax NPV	US\$m	618	218	480	95	1,089	212	-
Post-tax IRR	%	25%	43%	28%	52%	31%	42%	-
Payback (Post-tax)	Yrs	3.7	1.4	2.2	1.2	2.6	2.3	-
Gold Price	US\$/oz	US\$1,750/oz	US\$1,600/oz	US\$1,750/oz	US\$1,750/oz	US\$1,850/oz	US\$1,650/oz	-
Discount Rate	%	5%	5%	5%	8%	5%	5%	-

OreCorp & Osino are both currently subject to corporate acquisitions

New Discoveries in an Established Gold District

Walk-up targets successfully extended near-surface oxide mineralisation

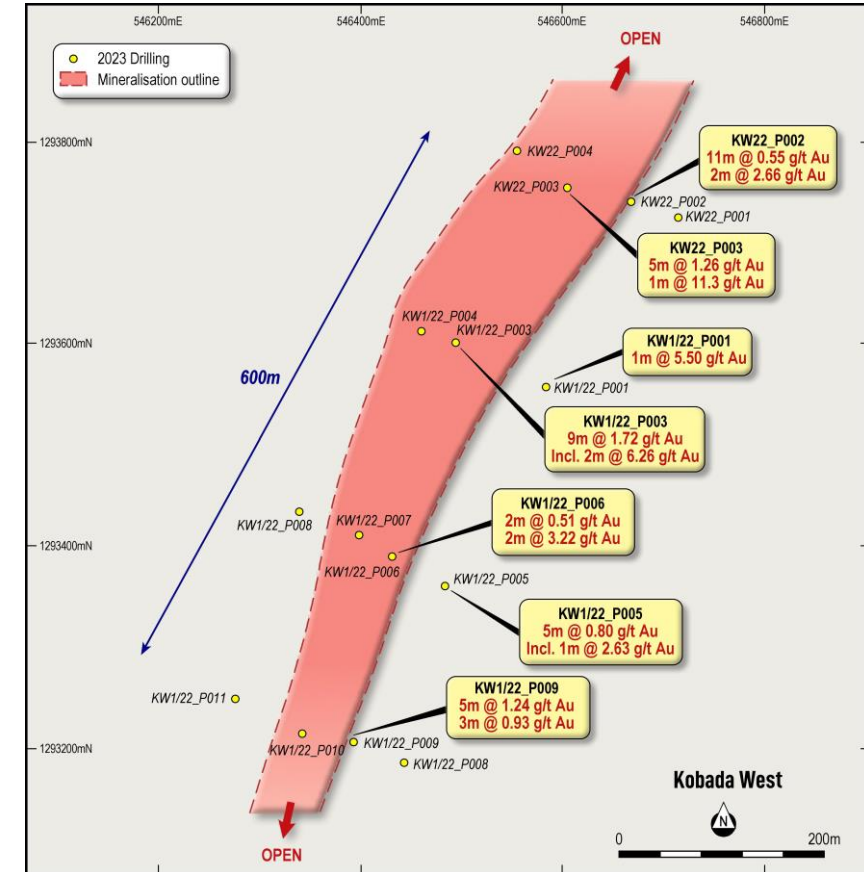
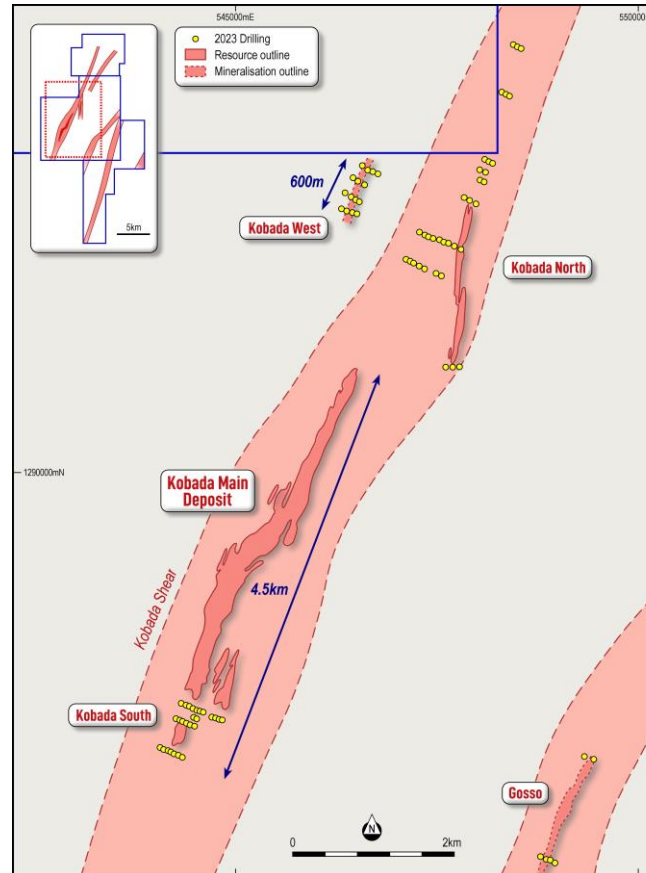
- Kobada is a large gold system in a prolific gold district with numerous near-surface targets
 - Over 153,000m of drilling focused primarily on the Kobada Main shear deposit
- 2023 drill program has successfully extended strike extent from 5km to 11km at Kobada and defined new areas of gold mineralisation outside the current mineral resource estimate
 - Significant exploration upside remains with approximately 40km of the 50km of regional-scale shear zones yet to be drill tested
- Drill campaign tested highest ranked prospects including:
 1. Gosso
 2. Kobada Est
 3. Kobada North 1
 4. Kobada North 2
 5. Kobada West
- All targets tested above intersected new areas of oxide mineralisation and extended overall strike extent at Kobada for follow up in subsequent programs
- Results received in the program are the same tenor of gold mineralisation seen across the Kobada Main deposit



Target 5 – Kobada West

Previously untested target unlocks newly identified structure <1km from pit

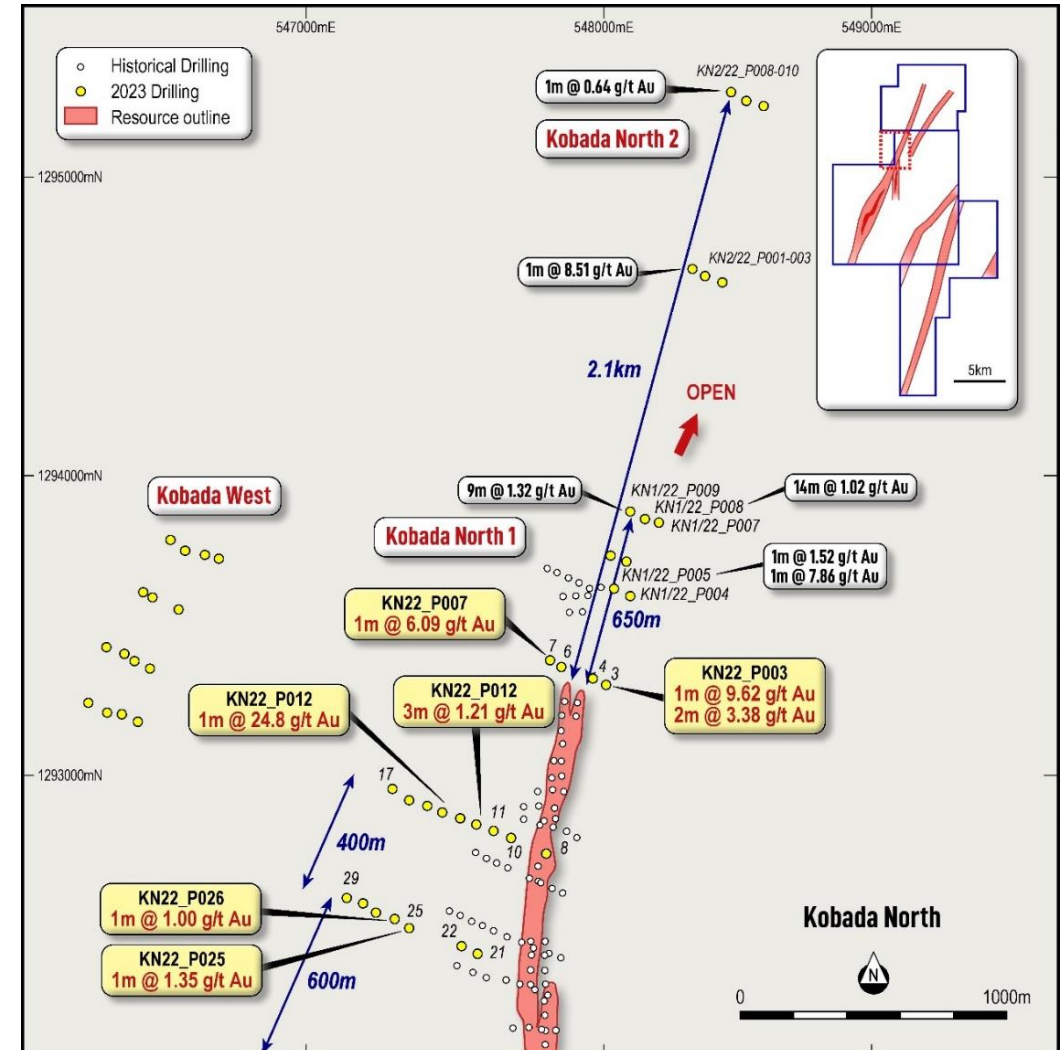
- First ever drill holes at Kobada West delineated continuous, near surface oxide gold mineralisation with consistent grades and thicknesses section-to-section
- Kobada West is interpreted to lie on a parallel structure less than 1km west of the Kobada Main deposit
- Structure is outside of the current Mineral Resource
- Drilling has identified shallow, oxide mineralisation on every section over the current strike length of 600 metres
- Remains open along strike and at depth
- Significant intersections include¹:
 - 9m at 1.72g/t incl. 2m at 6.26g/t
 - 1m at 11.3g/t and 5m at 1.26g/t
 - 5m at 1.24g/t and 3m at 0.93g/t
 - 11m at 0.55g/t, 2m at 2.66g/t and 3m at 1.12g/t



Target 3 & 4 – Kobada North 1 & 2

Untested section of mineralized structure

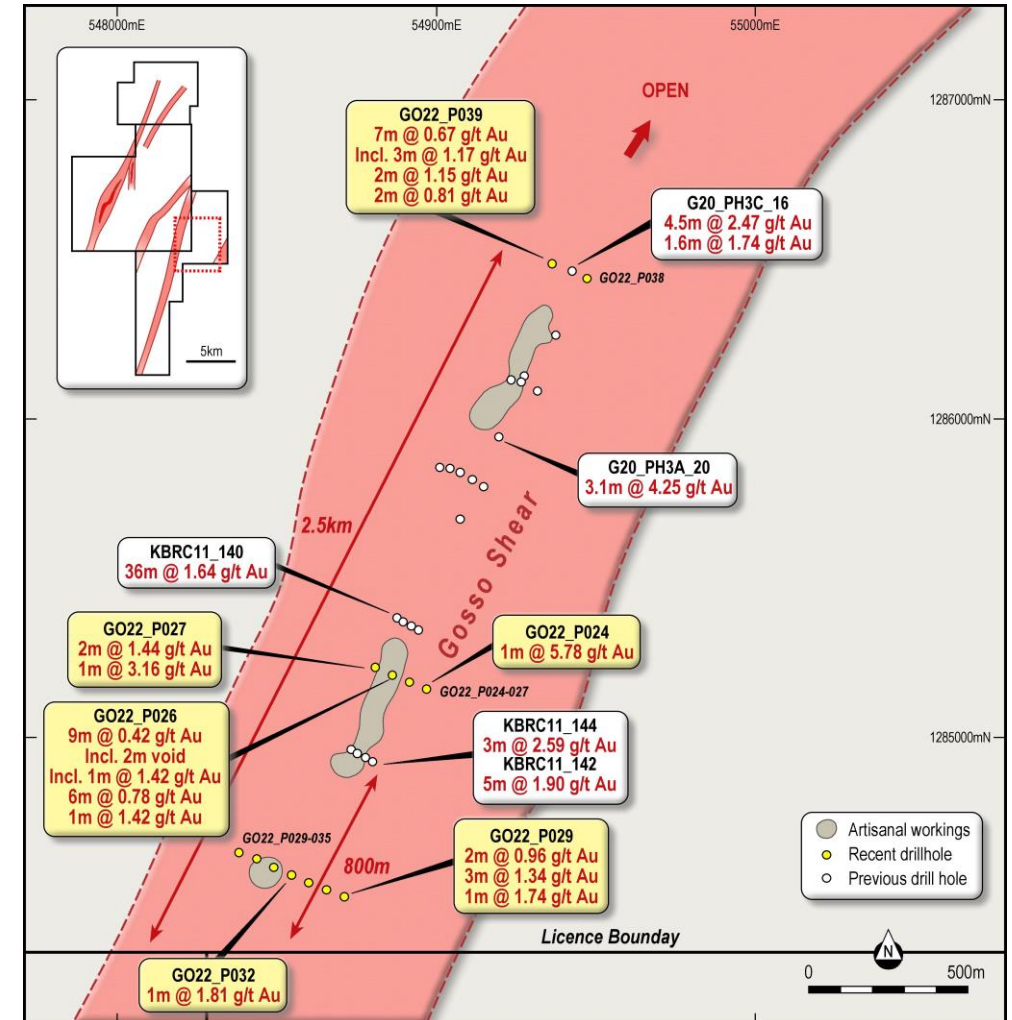
- Kobada North 1 and 2 targets lie directly on the Kobada Shear and cover 2.3km of strike north from the Kobada Main deposit
 - Limited drill testing at Kobada North 1
 - No previous drill testing at Kobada North 2
 - Extensive artisanal workings
- Initial results released in March and April 2023 extended strike at Kobada North by over 2km
 - Key intercepts include:
 - 9m at 1.32 g/t and 14m at 1.02 g/t (KN1)
 - 1m at 7.86 g/t (KN1)
 - 1m at 8.51 g/t (KN2)
 - 1m at 0.64 g/t (KN2)



Target 1 – Gosso

Underexplored and highly prospective

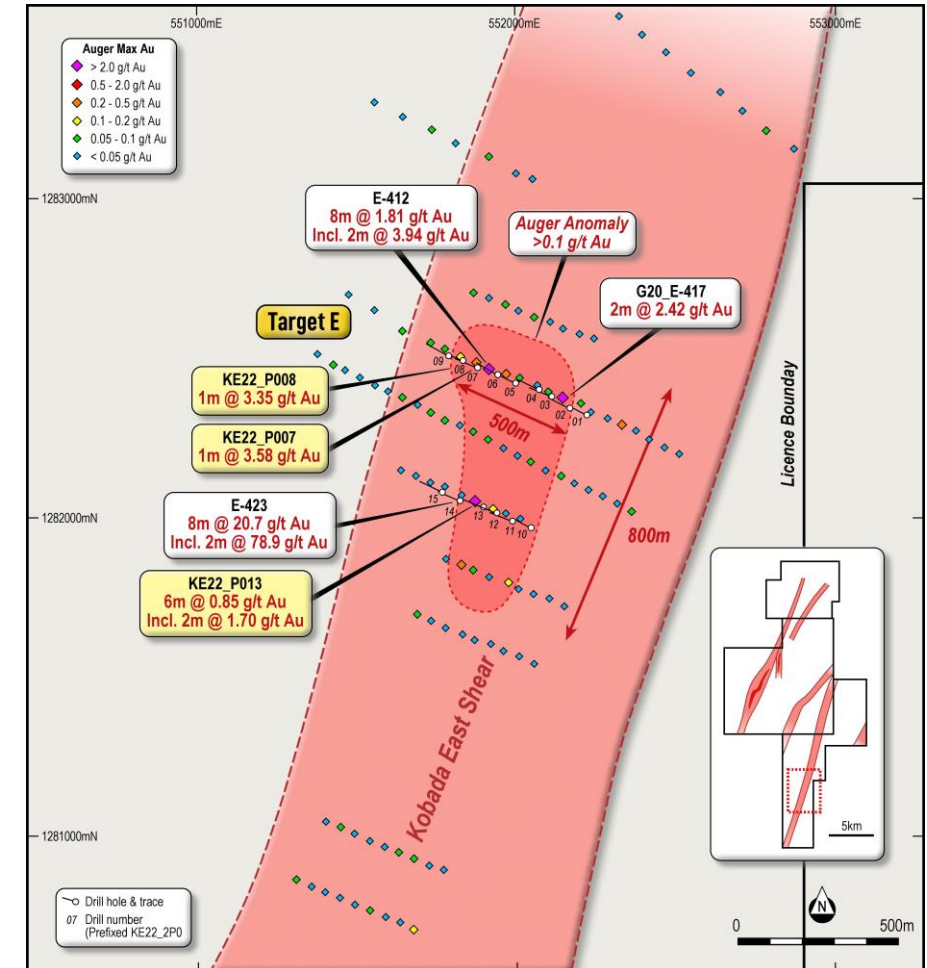
- Parallel shear to Kobada Shear Zone with many similar characteristics
- First drilled with RC in 2011, but no follow up until 2020; Intersections included:
 - 36m at 1.64 g/t from 72m (KBRC11_140)
 - 3.1m at 4.25 g/t from 34.6m (G20_PH3A_20)
 - 3m at 2.59 g/t from 30m (KBRC11_144)
 - 5m at 1.90 g/t from 133m (KBRC11_142)
 - 12.5m at 1.15g/t from 39.0m (G20_PH3C_16)
- April 2023 drilling extended strike 500m with intersections including:
 - 1m at 5.78g/t from 134m
 - 9m at 0.42g/t from 8m
 - 2m at 1.44g/t from 49m and 1m at 3.16g/t from 80m
 - 3m at 1.34g/t from 32m and 2m at 0.98g/t from 25m
 - 1m at 1.81g/t from 110m
 - 7m at 0.67g/t from 15m, including:
 - 3m at 1.17g/t from 19m, and 2m at 1.15g/t from 45m
- Artisanal workings coincide with best drill intersections
- Mineralisation open along strike and at depth
- Gosso strike now extended to 2.1 km



Target 2 – Kobada East

Significant auger anomaly now confirmed by maiden RC drilling

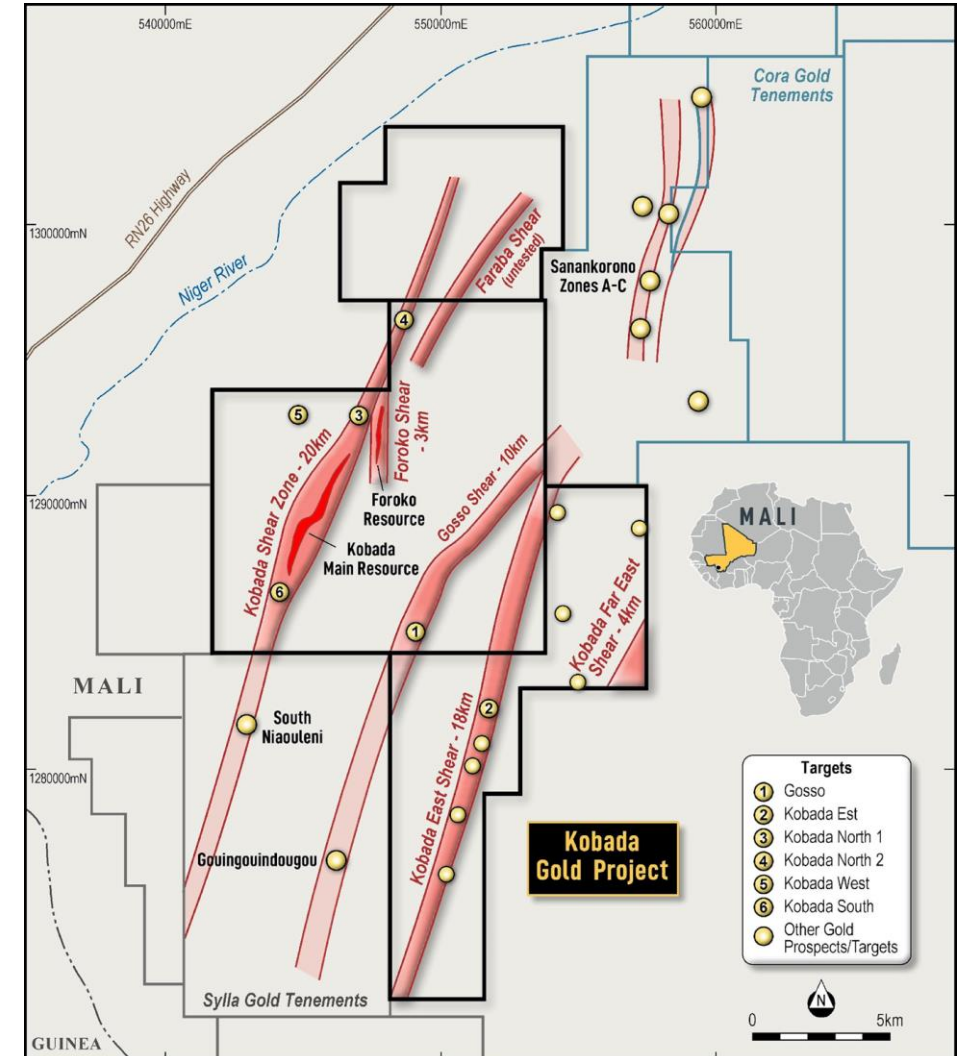
- Kobada East discovery made in 2022 by auger sampling has been confirmed by maiden RC drilling program
- Drilling has identified shallow, oxide mineralisation below the auger anomaly over a strike length of 400 metres
- Kobada East Shear extends for over 18km on Toubani's tenure
- Significant intersections include:
 - 6m at 0.85g/t incl. 2m at 1.70g/t (KE22_P013)
 - 1m at 3.58g/t (KE22_P007)
 - 1m at 3.35g/t (KE22_P008)
- Results are typical of the mineralisation style seen across Kobada with the intersections mirroring those observed at the Kobada Main deposit in its initial drill phases
- Mineralisation remains open along strike to the north and south as well as at depth
- Best results from 2022 auger program:
 - 20.69 g/t over 8m from 2m (E-423)
 - Including 78.9 g/t over 2m
 - Including 3.14 g/t over 2m
 - 1.81 g/t over 8m from 10m (E-412)
 - Including 3.94 g/t over 2m
 - 2.42 g/t over 2m from surface (E-417)
- Artisanal workings present along structure



Kobada a Central Part of a Much Larger System

Current exploration hotspot in southern Mali

- Kobada project overlies significant regional scale structures at the eastern margin of the Siguiri Basin
- These gold-bearing structures parallel those bounding the Yanfolila Belt, which is present in the eastern part of the project
- Over 50 km of strike (in aggregate) within the project area
- Prospectivity confirmed by over a decade of exploration by Toubani as well as recent results from neighbouring properties
- Current exploration hotspot with AIM, TSX and ASX explorers and developers active along the belt



Sustainable Development and Engagement

A strong social license to operate with permitting in place

Health & Safety

- We aim to operate a safe and healthy workplace that is injury free and enhances the well-being of employees
- In the surrounding communities, Toubani works to prevent standing waters, which form breeding grounds for mosquitos that carry the malaria virus; Toubani provides medicines for its employees and contributed to the local hospital

Environment & Permitting


- We aim to minimize and mitigate our impact on the environment to maintain its viability and diversity
- Mining permit approved and valid to 2045
- Environmental and Social Impact Assessment (ESIA) permit approved (for oxide phase)

Social

- We are committed to contribute to the social and economic development of local stakeholders with five regional communities around Kobada
- Toubani works to assist the local infrastructure with road and bridge repairs through Kobada villages, as well as donations to the local schools and other community initiatives to foster positive relationships
- Toubani employs from the local communities to support its on-site activities with ~25% female national employees
- Toubani maintains a proactive engagement with surrounding chief elders as part of its community relations and stakeholder engagements



Left: Inaugural football game between Toubani employees and the local villages



Left and above: Donation of desks and textbooks for Kobada village primary school

Clearly Defined Strategy to Advance Kobada

Key deliverables that derisk Kobada towards shovel-ready status

Leveraging ~A\$110m in previous investment in exploration and studies to minimise dilution ahead of a Final Investment Decision

2024 – Deliverables

- Resource definition RC drilling to convert Inferred to Indicated
- Update 2023 MRE
- Update 2021 ORE
- Complete DFS Update
- In-country stakeholder consultation on DFS Update
- Advance Convention Agreement
- Drill-out high priority exploration targets to maiden MRE
- Progress community engagement initiatives

2025 – Decision

- Develop funding plan
- Finalise Convention Agreement
- Begin FEED phase and early site works
- Continue regional drilling on walk-up targets
- Final Investment Decision (FID)
- Commence development

2026 – Development

- Continue development
- Target gold production 2H 2026

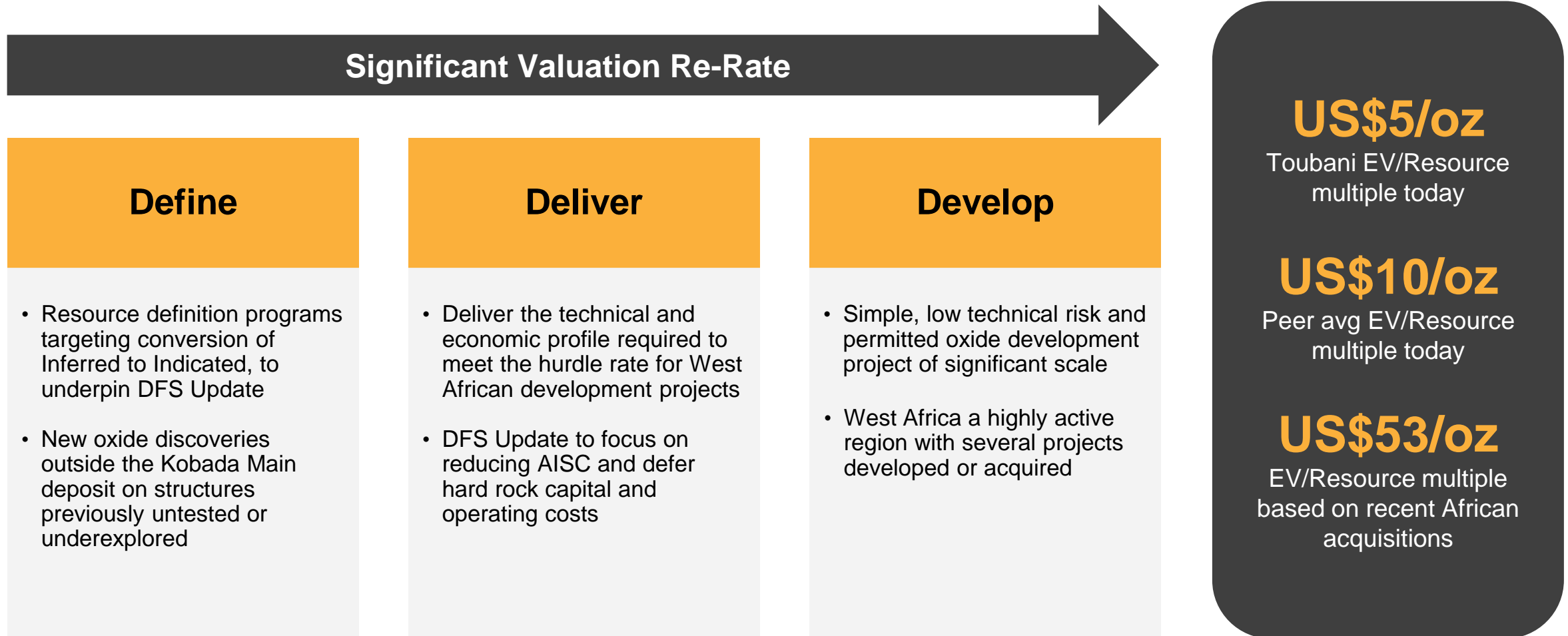
**GOLD
DEVELOPER**

RE-RATE

**GOLD
PRODUCER**

Toubani's Value Proposition

Experienced team in place to deliver a compelling gold development project





ASX: TRE

Additional Information

Kobada Gold Project

Mineral Resource Estimate 2023

Material	Indicated			Inferred			Total		
	Tonnes	Grade	Ounces	Tonnes	Grade	Ounces	Tonnes	Grade	Ounces
	(Mt)	(g/t)	(Moz)	(Mt)	(g/t)	(Moz)	(Mt)	(g/t)	(Moz)
Oxide	38	0.80	0.96	17	0.93	0.51	55	0.84	1.48
Fresh	22	0.79	0.57	9	1.16	0.35	32	0.90	0.92
Total	60	0.79	1.53	27	1.01	0.86	87	0.86	2.39

Notes:

1. Tonnages are dry metric tonnes.
2. Minor discrepancies may occur due to rounding.
3. Oxide refers to Laterite, Saprolite and Transitional material as detailed in ASX Announcement dated 18 August 2023.
4. Oxide resources quoted above 0.25g/t.
5. Fresh rock resources quoted above 0.30g/t.

Competent Person

The information in this announcement that relates to exploration results is extracted from the Company's ASX announcements dated 31 May 2023, 17 May 2023, 26 April 2023, 11 April 2023, 8 March 2023, 31 May 2023, and 19 July 2023 (**ASX Announcements**) which are available on the ASX announcements platform.

Information on historical exploration results and Mineral Resource Estimation for the Koboda Gold Project presented in this announcement is contained in an ASX release dated 18 August 2023.

The Company confirms that:

- it is not aware of any new information or data that materially affects the information included in the ASX Announcements;
- all material assumptions and technical parameters included in the ASX Announcements continue to apply and have not materially changed; and
- the form and context in which the relevant Competent Persons' findings are presented in this announcement have not been materially changed from the ASX Announcements.

The Company confirms that it is not aware of any new information or data that materially affects the information in the relevant market announcements, that all material assumptions and technical parameters underpinning the Mineral Resource estimate in the 18 August 2023 market announcement continue to apply and have not materially changed and that the form and context in which the Competent persons findings are presented have not been materially modified from the original announcement.

Selected Peer Group

Breakdown of Resources & Reserves^{1,2}


		Roscan	WIA	Cora*	Newcore	Desert	Toubani	Mako	Asara**
Total Resource	Moz	1.2	1.3	0.9	1.7	1.1	2.4	0.9	2.9
Total Resource Grade	g/t	1.2	1.0	1.2	0.6	1.2	0.9	1.2	1.2
<i>Measured Resource</i>	Moz	-	-	-	-	0.1	-	-	-
<i>Grade</i>	g/t	-	-	-	-	1.3	-	-	-
<i>Indicated Resource</i>	Moz	1.0	-	0.7	0.7	0.2	1.5	-	0.3
<i>Grade</i>	g/t	1.2	-	1.3	0.6	1.1	0.8	-	1.4
<i>Inferred Resource</i>	Moz	0.2	1.3	0.3	1.0	0.8	0.9	0.9	2.6
<i>Grade</i>	g/t	1.2	1.0	0.9	0.7	1.2	1.0	1.2	1.2
% of Total Resource in M&I	%	84%	0%	71%	43%	29%	64%	0%	12%
Total Ore Reserve	Moz	Nil	Nil	0.4	Nil	Nil	Nil	Nil	Nil
Total Reserve Grade	g/t	Nil	Nil	1.3	Nil	Nil	Nil	Nil	Nil

*Probable Ore Reserve

**Gold Resource only, excludes the Paguanta Silver-Zinc Project

Reference Data

Company	Item	Document
Roscan	Resource	NI 43-101 Technical Report Published 30 June 2022 (Effective 31 March 2022) - Technical Report on the Kandiole Project, Mali
Osino	Resource, Reserve, Study	NI 43-101 Technical Report Published 13 July 2023 (Effective 12 June 2023) - Definitive Feasibility Study of the Twin Hills Gold Project, Namibia
Chesser	Resource, Study	ASX Announcement 12 December 2022 - Scoping Study and Resource Update at Diamba SUD
Cora	Resource	AIM Announcement 19 July 2022 - Mineral Resource Estimate Following 2022 Drill Campaign
Cora	Reserve, Study	AIM Announcement 21 November 2022 - Sanankoro Gold Project: Optimised Project Economics & Investor Presentation
Montage	Resource, Reserve, Study	Press Release 16 January 2024, Montage Announces Updated Feasibility Study at Koné Gold Project After-tax NPV of \$1.1B and 31% IRR and Two New Satellites to be Advanced
Mako	Resource	ASX Announcement 14 June 2022 - Mako Delivers 868koz Maiden Resource to Provide Strong Growth Platform at Napié
Newcore	Resource, Study	NI 43-101 Technical Report Published 19 April 2023 (Effective 25 January 2023) - Mineral Resource Estimate for the Enchi Gold Project
OreCorp	Resource, Reserve, Study	ASX Announcement 22 August 2022 - Nyanzaga DFS Delivers Robust Results
WIA	Resource	ASX Announcement 15 May 2023 - Maiden mineral resource estimate at Kokoseb of 1.3 million ounces gold, with significant scope for expansion
Asara	Resource	ASX Announcement 3 March 2022 - Kada Maiden Mineral Resource 930Koz Gold incl. 670Koz shallow oxide-transitional gold
Asara	Resource	ASX Announcement 26 October 2020 - Kouri Mineral Resource Increases by 43% to 2 Million Ounces Gold
Desert	Resource	NI 43-101 Technical Report Published 3 March 2022 (Effective 12 January 2022) - Mineral Resource Report on the SMSZ Project, Mali



TOUBANI
RESOURCES

Phil Russo

Chief Executive Officer

phil.russo@toubaniresources.com

Peter Taylor

Investor & Media Relations

peter@nwrcommunications.com.au

ASX:TRE